

Word Prediction, iOS 9.3.2

Introduction

Word prediction is a tool that is built into the Apple iOS, using the Apple keyboard, that provides word suggestions based on the letters that have been entered. There are multiple third party keyboards that also provide word prediction but this tutorial will be restricted to the native Apple keyboard.

Learning Objectives

Completion of this tutorial will give you experience with the following:

- Set up word prediction on an iDevice.
- Use word prediction when typing.


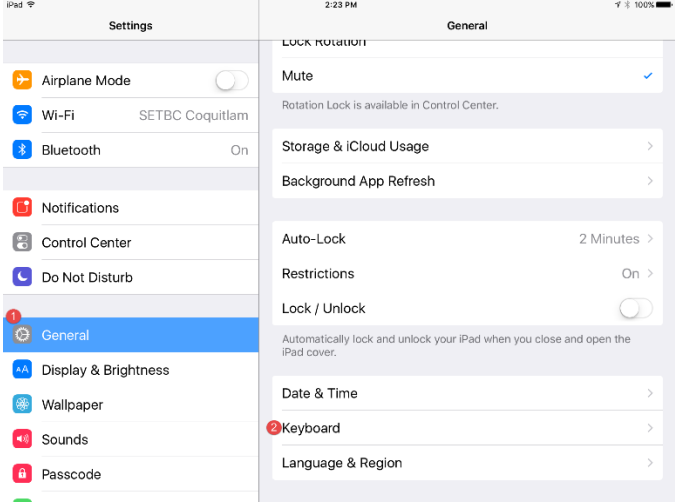
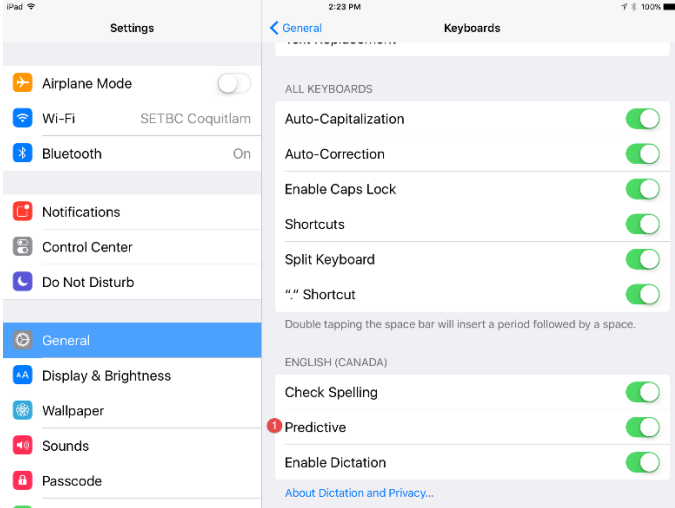
This tutorial assumes

- that you have an iOS device
- that you have at a minimum, iOS8 installed on the device

Case Study

Luigi suffers chronic pain in his hands. Consequently, it is very difficult and tiring for him to write using a pen or pencil. Even the use of a keyboard causes some pain. To reduce the amount of typing that he has to do, he uses an iPad which requires a light touch. Furthermore, a predictive keyboard is employed which allows him to enter words that are suggested by the iPad reducing the number of keystrokes to type a word.

Using the Predictive keyboard tool

<p>1</p>	<p>This tool will work in any app that utilizes the built-in Apple keyboard. To enable the keyboard, open the Settings app by tapping the Settings icon.</p>	
<p>2</p>	<p>1. Select General (1) and select Keyboard in the right hand pane (2).</p>	
<p>3</p>	<p>In the keyboard settings window, ensure that the Predictive option is enabled. The radio button should be coloured in green (1).</p>	

4

Open an app that supports typing using the stock Apple keyboard (e.g. Notes). Type a sentence. Note that as letters are entered (1), a selection of words will appear above the keyboard. To enter a word that is predicted, simply tap on the word (2) which will then appear in the main body of text.

